

# CHRISTOPHER KENNEDY'S "TIPS ON GREEN DECORATING"

by Kate Dumbrell



For more of Christopher Kennedy's recent projects and furniture line, visit [www.christopherkennedy.com](http://www.christopherkennedy.com)

**T**he desire for greener living is a growing trend in California.

One person who knows this only too well is Palm Springs based interior and furniture designer Christopher Kennedy, who is designing more and more homes with an organic slant.

The good news is, it's becoming easier to find eco-friendly resources, and Christopher was only too happy to share his top tips on decorating for earth-conscious projects:

## 1 Be Mindful of Using Surfaces with Harmful Sealers

Many surfaces, such as granite and marble, get their strength from lower percentages of quartz; unfortunately, they contain other fillers that can be toxic and harmful to indoor air quality. This being the case, Christopher opts to use Cambria surfaces, which are comprised of 93% quartz, one of the earth's strongest and most abundant minerals. Unlike other stone surfaces, Cambria does not off-gas, is non-porous, and never requires harmful sealers and chemical cleaners.



## 2 Use Sustainable and Recycled Materials

When it comes to tile and stone, there are some inherently sustainable attributes, such as longevity and freedom from chemical off-gassing, but some products on the market are *much* more sustainable than others. One of Christopher's favorites is the Anne Sacks glass tile ranges, including Sunset and Nightsky, which contain over 72% post-consumer, curbside, recycled bottle glass for a total recycled content of 86%!




## 3 Use VOC-Free Paints

Volatile Organic Compounds (VOCs) are carbon-containing chemical compounds that readily evaporate into the atmosphere. Common examples of things that emit VOCs into the atmosphere include gasoline, mineral spirits, alcohol, nail polish, and paint. Christopher likes both the Benjamin Moore Natura range and Dunn Edwards Enso range of interior paints that keep zero VOC levels even after the paint is tinted to a specific color.



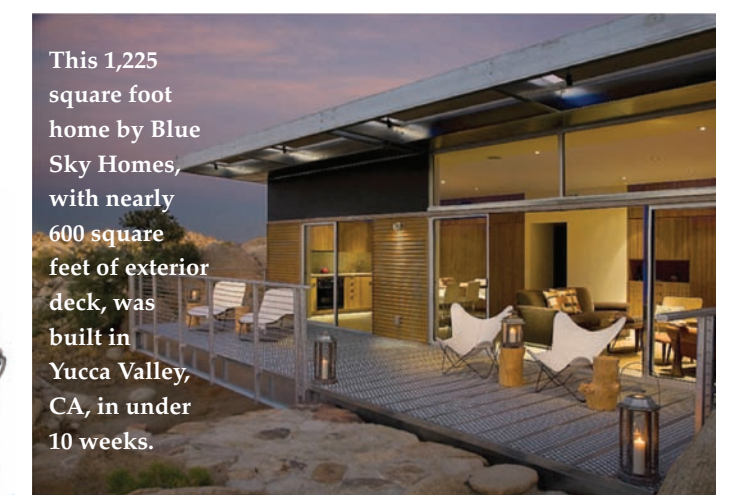

## 4 Use Eco-Friendly Fabrics

Christopher explains, "I've always been a huge fan of Schumacher, and now with their recently launched Schumacher Terra™ brand of eco-friendly fabrics and wallcoverings, it allows a greater amount of versatility for our eco-centered projects, which as a designer, I love!" The products featured under the Schumacher Terra label include natural and renewable materials — linen, jute, bamboo and certified organic cotton — and meet authentic third-party certification, such as USDA certification and Oeko-tex standard 100, for environmentally and socially responsible processes, from field to finished product.



## 5 Use an Eco-Conscious Home Builder

Truly "green" projects start from the ground up, which is why it's important that the contractors for your home be equally eco-minded. Blue Sky Homes is one of the leaders in this field. They have teamed up with Christopher and Solterra Development on three eco-friendly projects. Blue Sky Homes contain no structural wood whatsoever, are made from up to 80% recycled content, are energy efficient, have a low impact on the landscape, and are built with very little waste.



This 1,225 square foot home by Blue Sky Homes, with nearly 600 square feet of exterior deck, was built in Yucca Valley, CA, in under 10 weeks.